



English

- Narrative – Pirate stories including;
- 'Maisy's treasure hunt', 'Pirate Pete and his smelly feet' and 'Pirates love underpants'.
- Non-fiction – Instruction writing and exploring more about pirate life and pirate ships.



Spoken Word –

- Use relevant strategies to build vocabulary
- Listen and respond appropriately to adults and peers.
- Ask relevant questions to extend knowledge and build understanding



Reading -

- Apply phonic knowledge to decode words
- Read accurately by blending sounds in new words
- Read common exception words, noticing correspondences between spelling and sound.

Comprehension –

- Become familiar with key stories and consider their particular characteristics
- Listen to and discuss a wide range of stories, poems and non-fiction
- Recognise and join in with predictable phrases

Writing –

- Form lower case and capital letters in cursive handwriting
- Write and sequence sentences to form short narratives.
- Discuss what they have written
- Begin to punctuate sentences using capital letter, full stop, question mark or exclamation mark.
- Joining words and clauses using *and*

Spelling –

- High frequency words
- Consonant digraphs and vowel digraphs
 - Sounds f,l,s,z,k spelt ff,ll,ss,zz,ck

Mathematics

Number and Place Value:






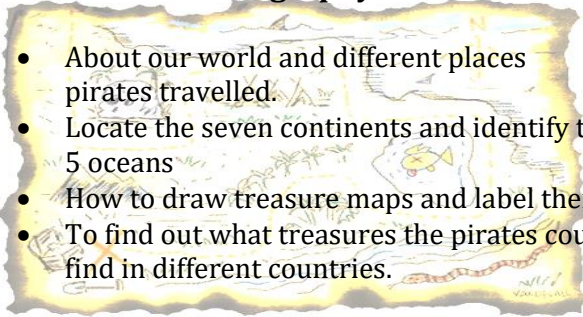




- To count to and across 100, forwards and backwards beginning with 0 or 1, or from any given number.
- Given a number identify 1 more or 1 less.
- Read and write numbers from 1 to 20 in numerals and words.
- Identify and represent numbers using objects and pictorial representations including the number line and use the language of: equal to, more than, less than (fewer), most, least.

Addition:

- To read, write and interpret mathematical statements involving addition, subtraction and equals signs.
- To add and subtract one and two digit numbers to 20 including 0.
- To solve one step problems that involve addition and subtraction, using concrete objects and pictorial representations and missing number problems such as $7 = \square - 9$.
- Represent and use number bonds and related subtraction facts within 10 and then 20.





<p style="text-align: center;">Topic</p> <ul style="list-style-type: none"> Learning about Pirate life and what it was like to be a pirate. Learning about pirate language and phrases Singing pirate songs and learning simple rhythms 	<p style="text-align: center;">R.E.</p> <p><i>To follow the locally agreed Syllabus for RE 'Come and See'</i></p>  <p>Focus – The Domestic Church (Family) A child will be able to talk about their own feelings and experiences of being known and called by name. Children will be able to recognise phrases from the Psalms which tell about God's love for them all.</p>
<p style="text-align: center;">Technology/ Art</p> <ul style="list-style-type: none"> How to make a pirate mask using junk modelling equipment. Treasure Island finger painting 	<p>Baptism & confirmation (Belonging) Children will be able to talk about their own experiences and feelings of being welcomed; Children will be able to say what they wonder about how they can make others feel welcome. Children will be able to recognise some religious signs and symbols used in Baptism and use some religious words and phrases from the rite.</p>
<p style="text-align: center;">History</p>  <ul style="list-style-type: none"> How pirates lived in the past Famous pirates of the past History of pirates 	<p>Advent & Christmas (Loving) A child will begin to talk about how they feel when they are waiting for and celebrating a birthday; Children will be able to wonder at the joy of birthdays. Children will recognise the Christmas Story. Children will recognise that the Advent Wreath, the crib and other signs indicate the approach of Christmas and will begin to develop the vocabulary of religious words and phrases.</p> 
<p style="text-align: center;">Geography</p>  <ul style="list-style-type: none"> About our world and different places pirates travelled. Locate the seven continents and identify the 5 oceans How to draw treasure maps and label them To find out what treasures the pirates could find in different countries. 	<p style="text-align: center;">Art</p> <ul style="list-style-type: none"> How to make coin rubbings How to make salt dough pirate coins How to make a treasure chest Make pirate resources Paint pictures of pirate 
<p style="text-align: center;">Computing</p> <ul style="list-style-type: none"> How to use search engines safely and with confidence. How to draw a treasure map How to make a pirate wanted 	<p style="text-align: center;">Music</p>   <ul style="list-style-type: none"> About different pirate rhymes and songs Listen to sea shanties Create their own pirate chants and rhymes
<p style="text-align: center;">P.E.</p> <p><i>Movement Skills-</i> running, hopping, balancing and jumping. <i>Ball skills</i> – rolling and stopping balls, rolling and bouncing balls. <i>Dance</i> – Basic movements, routines in group, solos and pairs, performance to parents/peers/school.</p> 