



MULTIPLICATION and DIVISION



KNOWLEDGE ORGANISER

Overview



In our unit on multiplication and division we learn:

- Recognise Equal Groups -Make Equal Groups
- Add Equal Groups -Multiply Sentences with X/ Pictures
- 2 Times-Table -5 Times-Table -10 Times-Table
- Make Equal Groups – Grouping and Sharing
- Divide by 2 -Odd/Even Numbers -Divide by 5/10

MULTIPLICATION DIVISION

Multiplication and Division is useful learning because it is used in many areas of everyday life – e.g. shopping, cooking, or playing games. It also forms the basis for lots of other maths ideas.

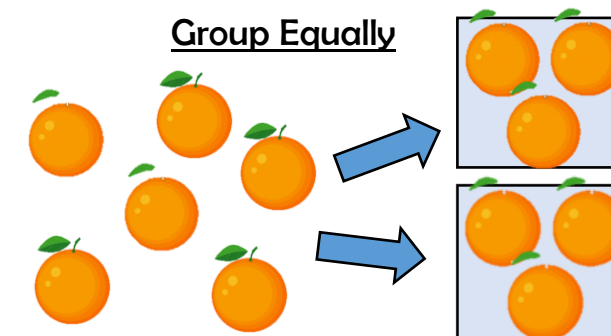
Grouping and Sharing

Making Equal Groups



There are 4 equal groups of socks.

Group Equally




Put the oranges into groups of 3.

Add Equal Groups



$2 + 2 + 2 + 2 = 8$ socks.

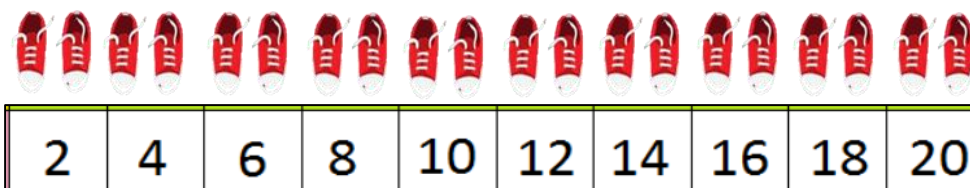
Share Equally



Share the oranges equally.

2, 5 and 10 Times Tables

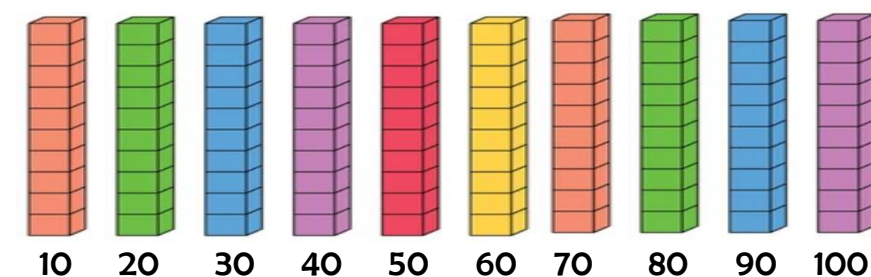
2 Times Table



5 Times Table




Counting in 10s




Arrays and the Multiplication Symbol

An array is a group of objects or pictures in rows and columns.



3 rows of 5 blue dots = 15 blue dots
5 columns of 3 blue dots = 15 blue dots

The multiplication symbol is x



Key Vocabulary

Equal Groups

Multiply

Divide

Equal

Groups

Half

Arrays

Double

Lots of

Times Tables