

WEIGHT and VOLUME

Overview

In our unit on weight and volume we learn to:

- Introduce Weight and Mass
- Measure Mass -Compare Mass
- Introduce Capacity and Volume
- Measure Capacity -Compare Capacity

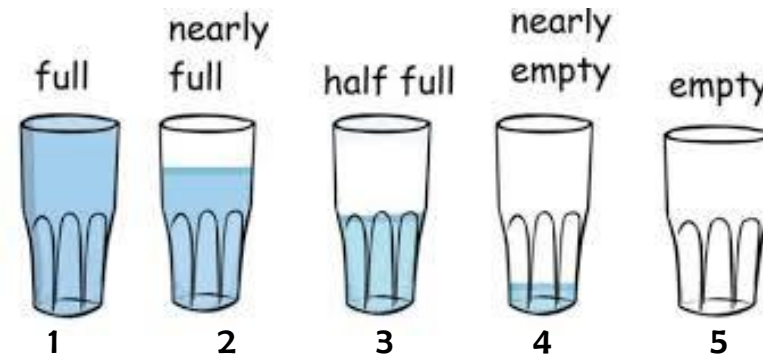
This learning is important because it helps us to understand and measure the weight and volume of things in the world around us. We will be able to live healthy lifestyles, as we will be more aware of healthy body weight and food/ drink quantities.




Capacity and Volume

-Capacity is the amount that the container can hold.

-Volume is the amount that is in the container. The volume can change.



- Container 2 has more water than container 3.
- Container 5 has less water than container 4.
- Container 1 has the most water.
- Container 5 has the least water.



- The jug holds more water than a cup.
- It takes 3 cups to fill the jug.

Weight and Mass

-When we measure mass, we find how heavy or light something is.

We can use the words heavier, lighter and balanced to measure and compare mass.



The three lemons are heavier than two apples.

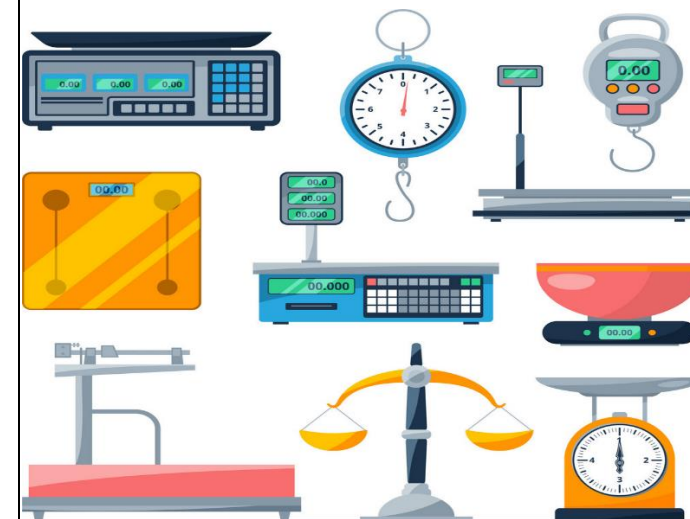
The two apples are lighter than three lemons.

The doll and the teddy bear weigh the same.

They are balanced.

Apparatus

Types of Scales



Types of Container



Key Vocabulary

Weight Mass Volume Capacity Scales Heavier Lighter Balanced Container Empty Half Full